

本資料は、『第6回 GBJシンポジウム : LEED, WELL、更にその先へ一緒に、ESGとSDGsに対する私たちの行動 』(2019年9月13日開催)で使用する補助資料です。

本資料の著作権は、講演者の所属会社 に帰属し、シンポジウム参加者のみの使用に限定します。
会社内部での無許可の配布は出来ないものとします。
法人会員などで活用する場合もGBJ事務局、講演者の許可が必要とします。

This document is prepared for the 6th GBJ Symposium held on September 13, 2019. Copyright of this document belong to the company of presenter and is limited to use for attendees of this Symposium, need prior approval and authorization of presenter and or Green Building Japan Office for further use of this document for reuse and or distribution for others.

© Copyright Green Building Japan 2019

The Green Journey of TAIPEI 101

Michael Liu


Chief Operations Officer
TAIPEI 101 Tower



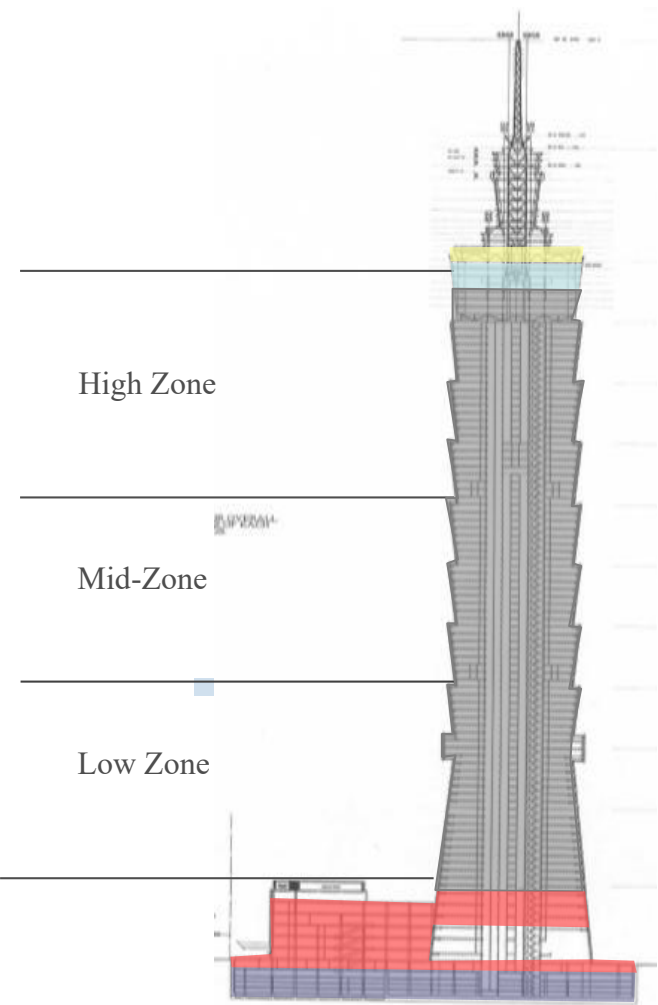
TAIPEI 101



The Greenest Supertall Building



Background



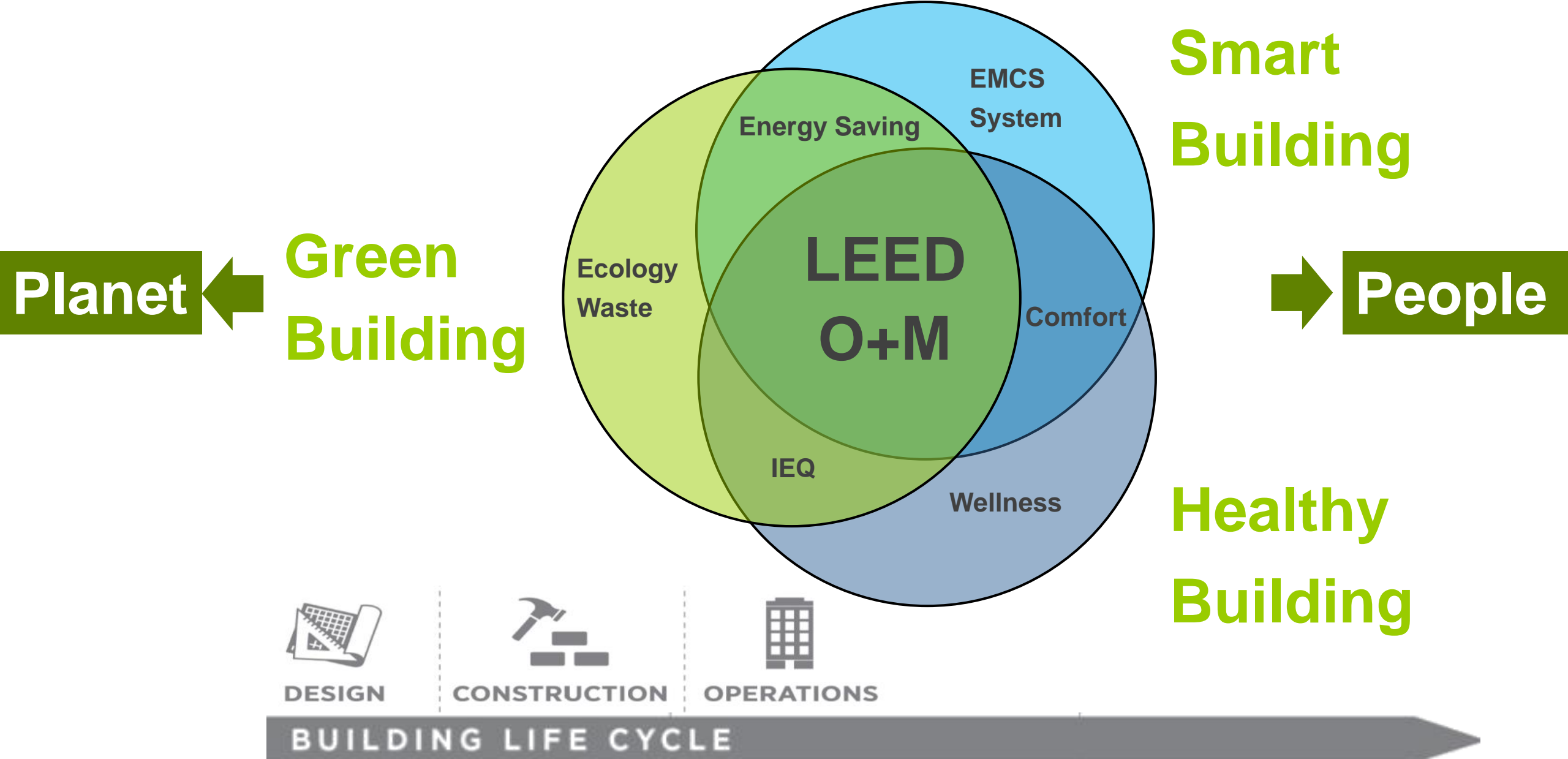
Floor	Zone	Typical Floor Area
101	Skyline 460	
92~100	Communication Floor	
91	Outdoor Observatory	
88~89	Observatory	
85~86	Restaurants	
59~84	HIGH	OFFICE AREA (198,347sqm)
35~58	MID	
7~34	LOW	
B1~6	SHOPPING MALL (77,033 sqm)	
B2~B5	Car Parking (1,863)	

- Site Area:
30,277m²
- Office Tower
188,413 m2
Occupancy Rate: 96 %
115 Tenants, 14,000 ppl
- Shopping Mall
92,243 m2
Visitors : 13.9 Million
- Observatory
Visitors : 2.13 Million



- **2004** CTBUH certified:
 - ✓ **Tallest Building 508 M**
 - ✓ **Tallest Habitable Floor 438 M**
 - ✓ **Tallest Roof 448 M**
- **2004** Newsweek **new 7 wonders of the world**
- **2004** Discovery Channel **first of 7 engineering wonders**
- **2004** Popular Science Engineering Award
- **2005** Guinness Book of World Record for **World's Fastest Elevator at 1,010 M/min**
- **2013** CNN
 - ✓ **25 of Mankind's Greatest Engineering Achievements**
 - ✓ **25 Skyscrapers/Landmark Icon**
 - ✓ **49 Journeys that'll change your life**
- **2013** GreenBiz.com for **one of the 10 greenest offices in the world**
- **2014** CNN **"12 elevators you need to see to believe"**
- **2015** Popular Mechanics Magazine **"Toughest Building on Earth"**
BBC **"World's 8 most beautiful skyscrapers"**
- **2016** Asia Responsible Entrepreneurship Award (AREA) for Green Leadership

Our Green Journey

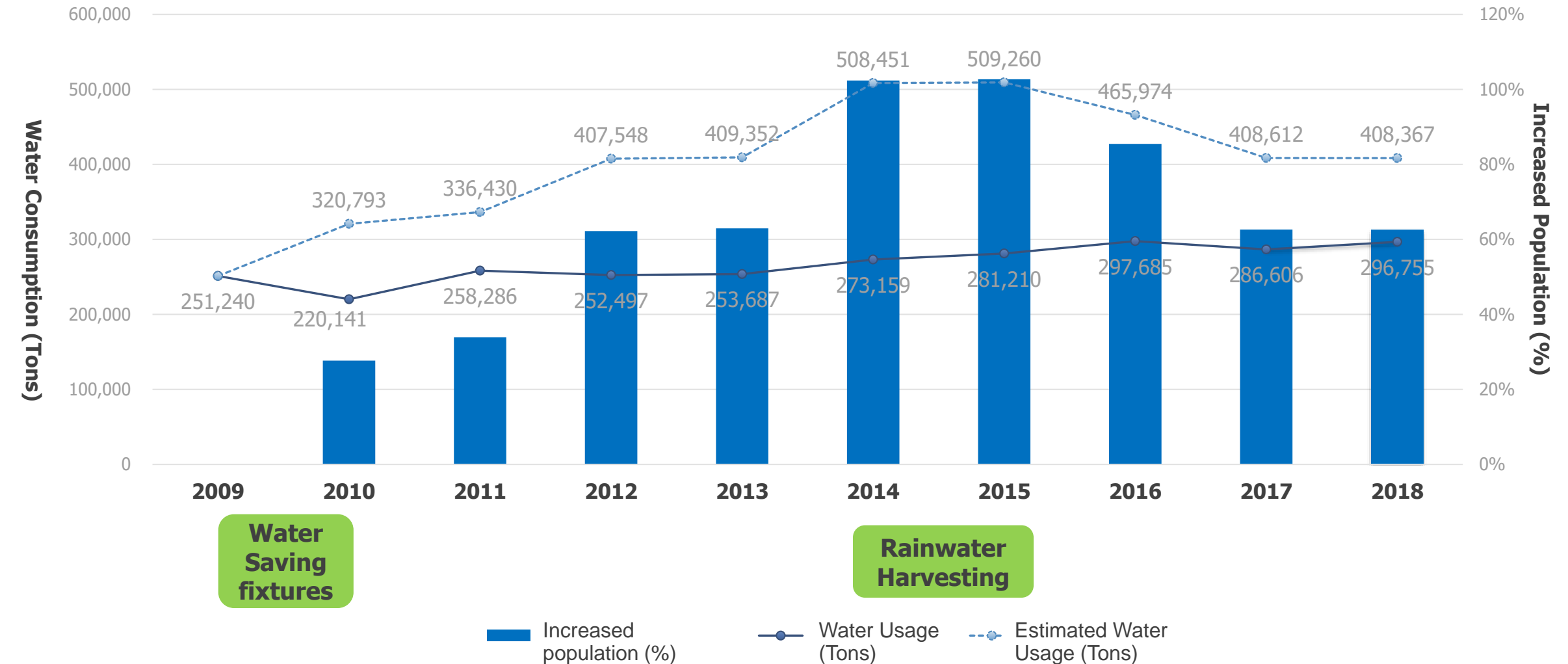


LEED O+M – Building Operation & Maintenance



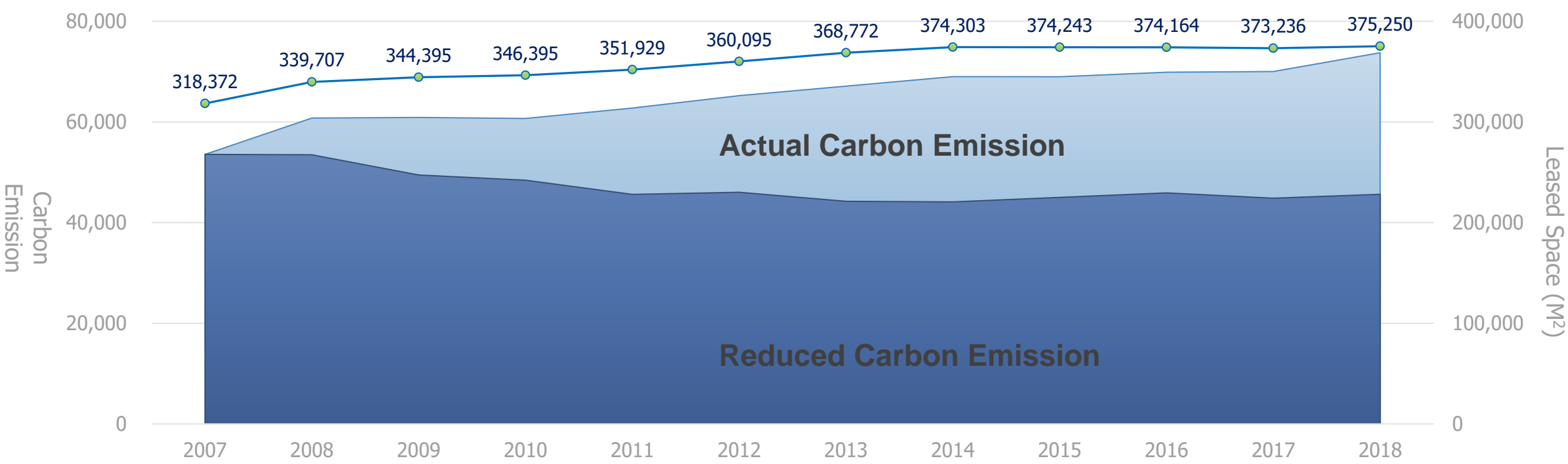
Water Saving

- Users (Occupants + Visitors) increased 30-100% compared to 2009 baseline
- Total reduced water consumption = 1,354,764 tons (From 2007 to 2018)
- Strategy: Installing water saving fixtures / rainwater harvesting system



Energy Saving

- Save 405 Million kWh from 2007 to 2018 although occupancy rate increased
- Total reduced carbon emission 188,240 tons =556 Forest Parks



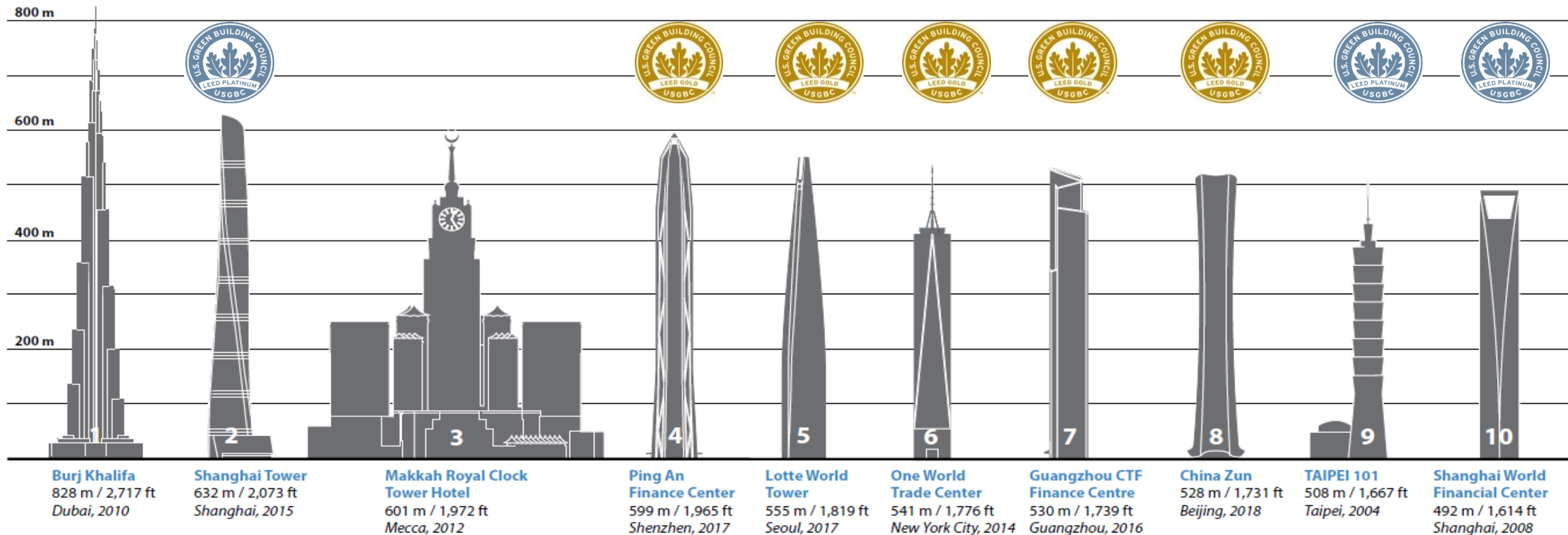
Unit : million kWh

Year	2007	2008	2009	2010	2011	2012	2013	2014	2015	2016	2017	2018
Actual Consumption	95.80	96.00	91.09	90.53	85.10	86.50	84.74	84.68	86.40	86.94	84.77	82.36
Estimated Consumption	—	109.10	112.14	113.44	117.10	122.59	128.57	132.46	132.42	132.36	131.70	133.13
Energy Saving	—	13.10	21.05	22.91	32.00	36.09	43.83	47.78	46.02	45.42	46.93	50.76

Advocate to Peers

■ Telling the story

- 2017: USGBC Greenbuild @ Boston
- 2018: CTBUH Conference @ Dubai, USGBC Greenbuild @ Shanghai
- 2019: CTBUH World Congress @ Chicago



Vertical City Lifestyles



Bar 88

Sky Park


Scenery Restaurants

Starbucks

Lounge bar

Conference Center

Shopping Mall



Bank

7-11

Laundry

Dental Office


Post Office

Supermarket

Fitness Center

Courier

Breastfeeding Room



Take the Leadership Forward

■ Integrate Green Building & Property Management

- CTBC Bank Project

■ Greener, Smarter & Healthier

■ Circularity

- Greywater Reuse System
- Lighting as a Service Solution
- The Transformation and Rebirth of Materials



THANK YOU

